


ALADDIN®

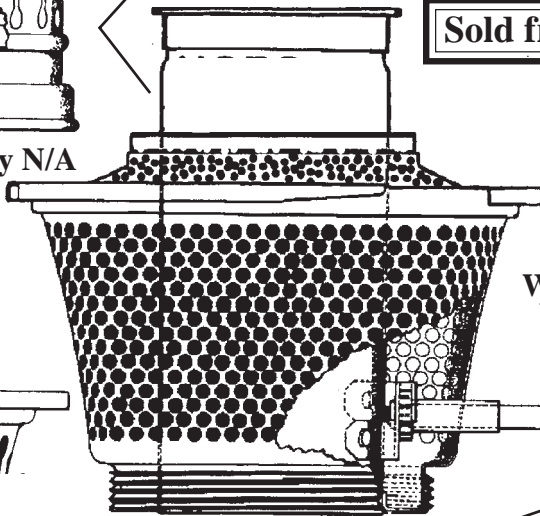
MODEL NO. 5 EXPLODED VIEW PARTS LIST

Sold from Sept. 1913 to Aug. 1914



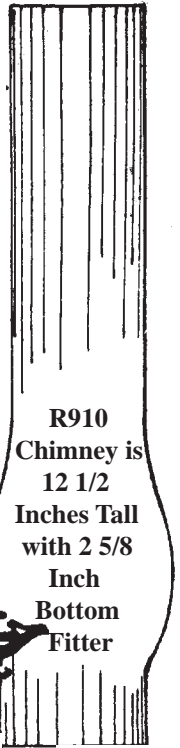
Model No. 5 Kerosene Lamp Gallery N/A

Burner Base
Outer Wick
Tube



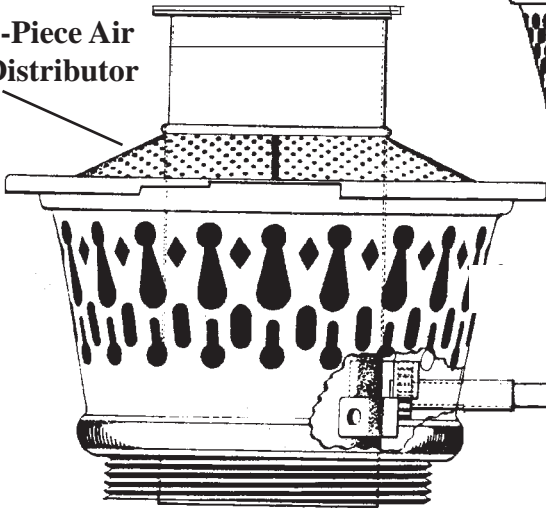
Model No. 5 N/A
Perforated

R910 Heel-less
Glass Chimney fits
Models 3 thru 11



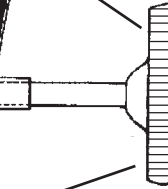
R910
Chimney is
12 1/2
Inches Tall
with 2 5/8
Inch
Bottom
Fitter

2-Piece Air
Distributor




Model No. 5 Burner Base N/A
Slotted Design

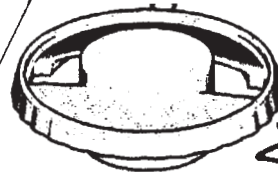
Wick Raiser Knob



Model No. 5
Flame
Spreader
N/A



R111 Wick Trimmer
Cleans all One Inch
Aladdin Wicks




Model No.
5 Wick
Raiser

N/A

also fits
Models
3 thru 5

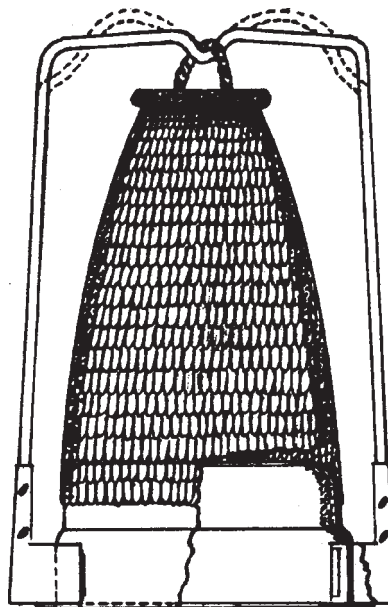
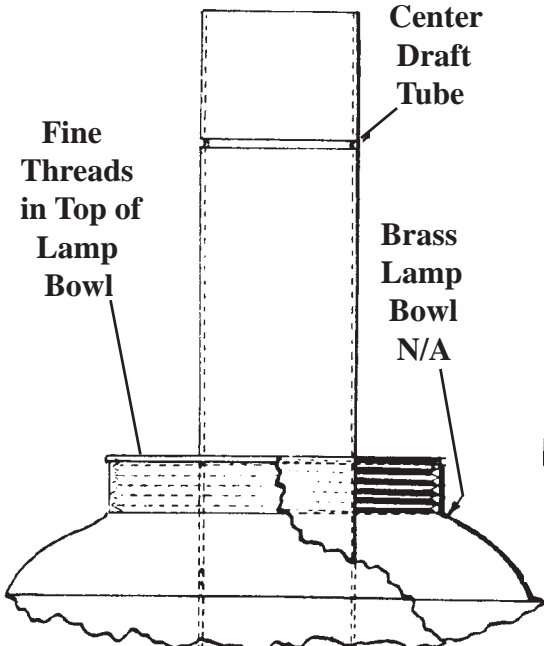
Note: Use any
Aladdin One
Inch Wick by
removing the
metal tabs and
mounting in
wick raiser.



Fine
Threads
in Top of
Lamp
Bowl

Center
Draft
Tube

Brass
Lamp
Bowl
N/A



N146 Kone Kap
Mantle fits Models
3 thru 11

Lighting The World, Since 1908

Aladdin Mantle Lamp Company
681 International Blvd.
Clarksville, TN 37040, USA
Tel: 800-457-5267 FAX: 931-647-4517
www.aladdinlamps.com
e-mail: sales@aladdinlamps.com