

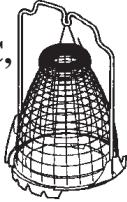
ALADDIN®

MODEL NO. 12 EXPLODED VIEW

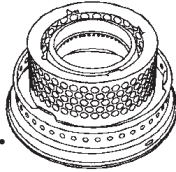
PARTS LIST

Sold from May 1928 to April 1935

R150 Lox-On Mantle fits Models 12, A, B, C, 14-English, 21, 21c, 23 and 23A.



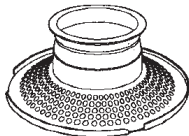
N192 Model 12 Gallery fits Models 12, A, 14-English and 'B' Oil Burners.



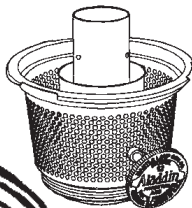
N106 Flame Spreader fits Models 12, A, B, 14-English, 21, 21c, 23 and 23A Oil Burners.



Model 12 Outer Wick Tube (No longer available)

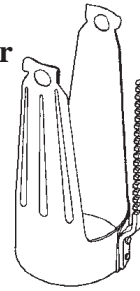


Model 12 Burner Base (No longer available)



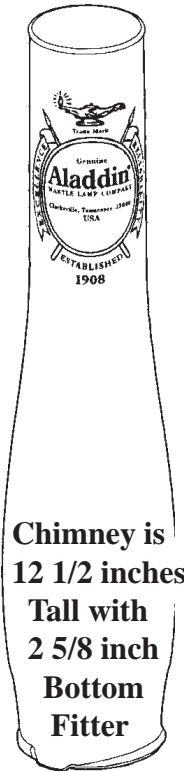
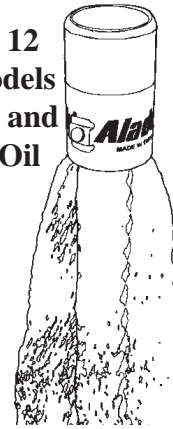
ALADDIN and LOX-ON are registered trademarks of Aladdin Industries, LLC.

Model 12 Wick Raiser (No longer available)



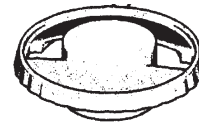
Lighting The World, Since 1908

N198 Model 12 Wick fits Models 7, 8, 9, 10, 11 and 12 Aladdin Oil Burners.



Chimney is 12 1/2 inches Tall with 2 5/8 inch Bottom Fitter


R103 Lox-On Glass Chimney fits Models 12, A, B, 14-English, 21, 21c, 23 and 23A Oil Burners.



Model No. 12 Oil Burner Assembly complete with Mantle and Chimney

R111 Wick Trimmer cleans all Aladdin One Inch Wicks.

Shown left is the face of Model 12 Wick Raiser Knob. When ordering parts for your Aladdin, always give your lamp's model number.



Aladdin Mantle Lamp Company
 681 International Blvd.
 Clarksville, TN 37040, USA
 Tel: 800-457-5267 FAX: 931-647-4517
 www.aladdinlamps.com
 e-mail: sales@aladdinlamps.com

March 2008